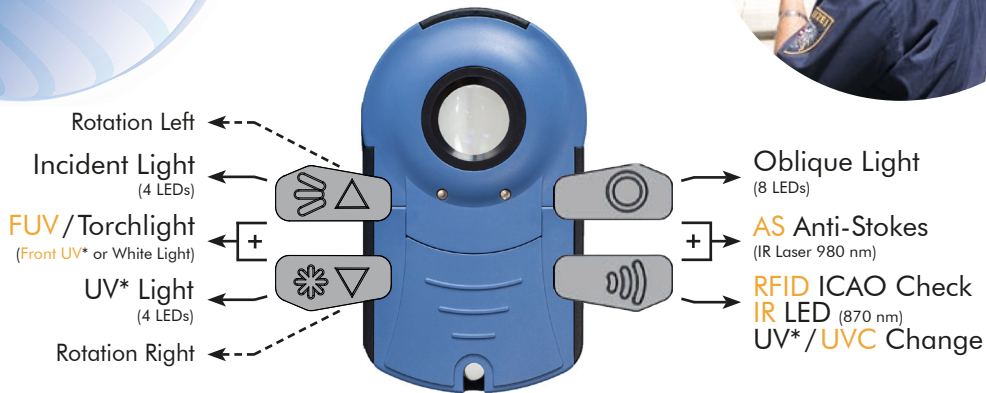


Doculus Lumus Doculus Lumus Doculus Lumus


Doculus Lumus®

Quick Guide



Li Additional
Lithium-Ion Battery

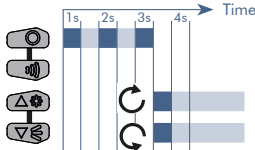
■ Device Options
*1 UV Light: 365 nm




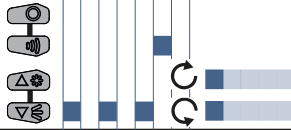
Application

Button Combination

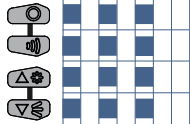
Rotating Oblique Light
(manual/automatic)



Rotating Incident Light
(manual/automatic)



Steady Light/
Documentation Mode




Torch
(white light/
see-through light)



FUV Front UV
Torch (365 nm)



IR Infrared LED
(870 nm)





UVC (4 LEDs,
for 254 nm features)



■ Press button ■ Optionally keep pressed

LED Pattern	Explanation
● ●	Low battery / Empty rechargeable battery
■	IR LED / AS IR Laser is active
● ● ● ●	Red LED blinks fast
●	Green LED blinks once recurring
● ●	Green LED blinks twice recurring
● ●	Red and green LED blink once recurring
● ● ● ●	Red and green LED blink twice recurring
● ●	Red and green LED blink alternating

ICAO Check	RFID ICAO Chip
	
Search for Transponder	Standard RFID Chip
ICAO Type A (ISO 14443)	
ICAO Type B (ISO 14443)	
Type A (ISO 14443)	
Type B (ISO 14443)	