

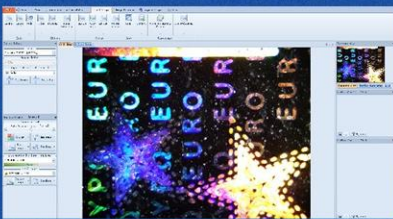
DeHao VF10

High Mag Fluorescence Microscope

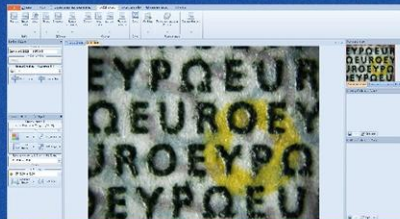


Powerful Microscope for Forensic, Materials, Research, Education, Industry Application

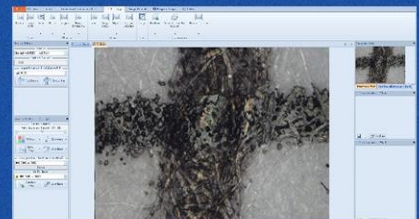
High quality optics deliver sharp images of samples



Fluorescence Image



High Magnification image



Coaxial Lighting Image

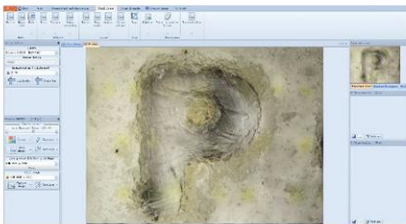


VF10 Microscopy – Digital Documentation Made so Easy
fFast video streaming, Low noise, and 12 M pixel USB3.0
digital camera high resolution.

Comprehensive and advanced, but intuitive and easy-to-use Microscope Software Suite for measurement, analysis, and control of microscopes, cameras, stages, and other connected equipment.



Using VF10 powerful blue or green LED light source and filters, you have the perfect setup for easy fluorescence documentation

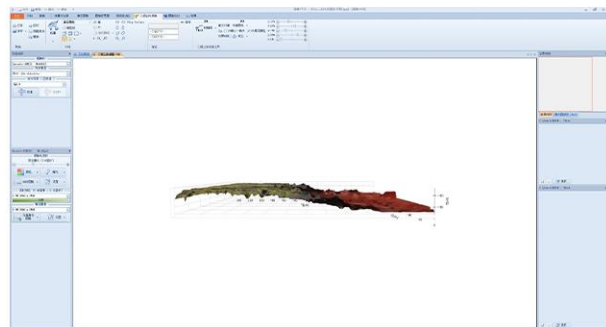
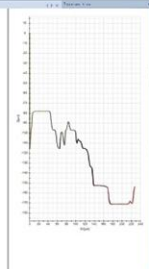
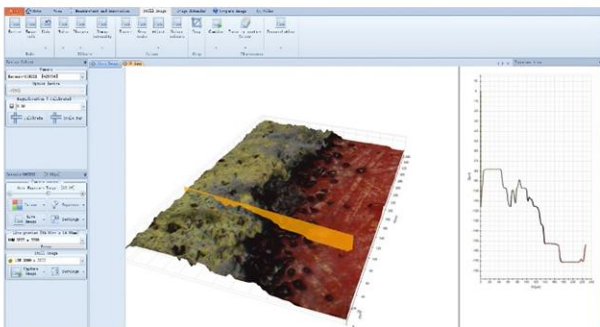


With up to 3000x magnification to reveal all the details of the document



Coaxial Lighting provide excellent images that oblique lighting could not

Topography 3D



Extended focus

